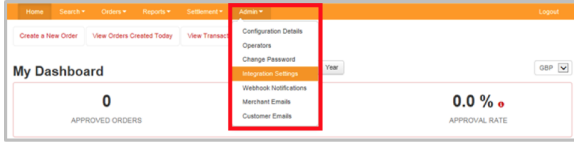


Obtaining an API Password

To obtain an API password, you need to enable integration access via password.

To begin, log into Merchant Administration.

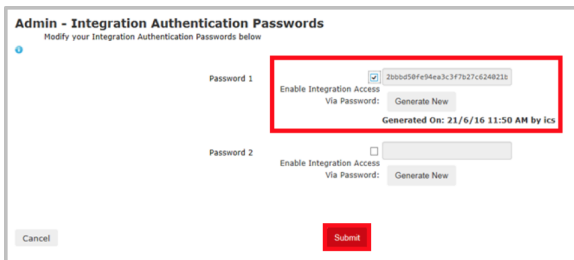
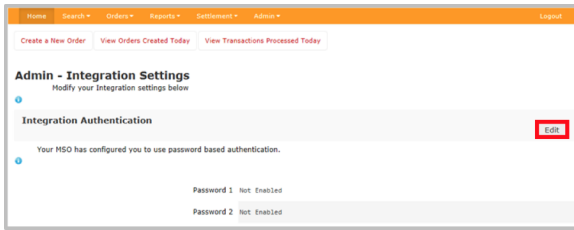
Once logged in, select **Admin > Integration Settings**



If you do not see the Intergration Settings menu, your user account does not have access to manage the API password. Please contact your administrator.

On the Integration Settings page:

1. Click the **Edit** button
2. On the Admin – Integration Authentication Passwords page, click **Generate New** next to Password 1.
3. Once the password has been generated, select the **Enable Integration Access Via Password** checkbox
4. Copy the password
5. Click the **Submit** button
6. Paste the password into the Magento module as the API password



This page relates to version 103.2.4
Next Steps:

- [Version compatibility](#)

Looking for the Magento 1 version? [Find it here.](#)